



REPORT
OF THE
COMMISSIONER
OF THE GÁRDA SÍOCHÁNA
ON CRIME

FOR THE YEAR
1957

DUBLIN:
PUBLISHED BY THE STATIONERY OFFICE

To be purchased from the
GOVERNMENT PUBLICATIONS SALE OFFICE,
G.P.O. ARCADE, DUBLIN;
or through any Bookseller.
Price: Two Shillings and Sixpence.

R. 16. 1. 1959.
will.



REPORT
OF THE
COMMISSIONER
OF THE GÁRDA SÍOCHÁNA
ON CRIME

FOR THE YEAR
1957

DUBLIN:
PUBLISHED BY THE STATIONERY OFFICE

To be purchased from the
GOVERNMENT PUBLICATIONS SALE OFFICE
G.P.O. ARCADE, DUBLIN;
or through any Bookseller.
Price: Two Shillings and Sixpence.

(Pr. 4735).

INDEX.

PART I.—Indictable Offences	Pages 3 to 17
PART II.—Juveniles Charged with Indictable Offences	Pages 18 to 21
PART III.—Non-Indictable Offences, Persons Proceeded against	Pages 22 to 28
PART IV.—Scientific Aids to Crime Detection	Pages 29 to 31
PART V.—Appendices.	

ANNUAL REPORT.

To THE MINISTER FOR JUSTICE.

Sir,

I have the honour to submit my Annual Report on Crime for the year ended the 31st December, 1957.

PART I.

INDICTABLE OFFENCES.

The number of indictable offences which were reported or became known to the Garda Síochána in 1957 was 14,037, which is 1,255 more than in 1956. The increase was mainly in Larceny and Housebreaking.

Proceedings were taken in 6,675 cases and in additional 904 cases the perpetrators were detected, giving a total of 7,579 detections, or 54% of the offences recorded.

COMPARISON WITH PREVIOUS YEAR.

The number of offences recorded in each offence group and the number and percentage of detections in 1956 and 1957 are given in the following table.

Offence Group.	No. of Offences Recorded.		No. of Offences Detected.		Percentage of Detections.	
	1957	1956	1957	1956	1957	1956
I.—Offences against the Person	473	542	416	491	88%	91%
II.—Offences against Property with Violence ...	3,061	2,695	2,277	2,063	67%	77%
III.—Offences against Property without Violence ...	10,339	9,365	4,739	4,974	46%	53%
IV.—Other Indictable Offences not included in above Groups ...	164	180	147	162	90%	90%
TOTALS ...	14,037	12,782	7,579	7,690	54%	60%

PERSONS PROCEEDED AGAINST.

The number of persons proceeded against in 1957, for indictable offences, was 6,468, of whom 5,842 were males and 626 females. 3,182 persons were convicted and the charges against a further 2,211 were held proved and orders made without conviction under the Probation of Offenders Act. Proceedings against 357 persons are pending.

For details of offences and proceedings, see Appendix A.

COMPARATIVE FIGURES FOR YEARS 1952 TO 1957.

The numbers of indictable offences and proceedings in the years 1952 to 1957 are given in the following table :

YEAR.	No. of Indictable Offences reported or known to the Garda.	No. of Offences in which proceedings were taken.	No. of Persons proceeded against.
1957	14,037	6,675	6,468
1956	12,782	6,839	6,620
1955	11,531	6,154	5,893
1954	11,917	6,238	6,112
1953	15,602	7,603	7,138
1952	14,720	7,203	6,803

INDICTABLE OFFENCES AND DETECTIONS BY GÁRDA DIVISIONS.

Details of Indictable Offences and detections, in each Garda Division and in the Garda Districts of the Cities of Cork, Limerick, Waterford and Galway, in 1957, are given in Appendix B.

GROUP CLASSIFICATION.

Indictable Offences and proceedings in 1957, in group classification, are given in the following table :—

GROUP.	No. of offences reported or known to the Garda.	No. of offences in which proceedings were taken.	No. of Persons proceeded against.
I—Offences against the Person ...	473	403	484
II—Offences against Property with Violence ...	3,061	1,952	2,134
III—Offences against Property without Violence	10,339	4,200	3,737
IV—Offences not included in the foregoing Groups ...	164	120	113
TOTALS ...	14,037	6,675	6,468

GROUP I.—OFFENCES AGAINST THE PERSON.

Included in this group are offences of Murder, Manslaughter, Wounding, Assault, Intimidation, Cruelty to and Abandoning Children and Sexual Offences.

Comparative figures of offences in the group in years 1952 to 1957 are given in the following table :—

YEAR.	No. of offences reported or known to the Garda.	No. of offences in which proceedings were taken.	Percentage of offences in which proceedings were taken
1957	473	403	85
1956	542	472	87
1955	525	455	87
1954	478	410	86
1953	531	470	89
1952	465	388	84

MURDER—OF PERSONS AGED ABOVE ONE YEAR.

Six murders of persons aged above one year were recorded in 1957 and proceedings were taken in five cases.

Brief particulars are :—

Co. Carlow.—On 5th January, 1957, the dead body of a 66 year old farmer was discovered beside his motor car in an open shed in his farmyard. His head bore extensive injuries. Robbery is believed to have been the motive for the crime as the deceased was known to carry large sums of money about with him and there was no money in his clothing when found. No arrest has been made.

Co. Cork.—On 21st January, 1957, a young domestic servant was waylaid, on her way to her place of employment, by a 25 year old farm labourer, who stabbed her to death with a carving knife which he had taken from his employer's residence. The motive for the crime was jealousy as the girl did not respond to his attentions.

At the Central Criminal Court on 16th May, 1957, the accused was found guilty but insane and committed to a Criminal Lunatic Asylum.

Co. Tipperary.—On 9th March, 1957, a 43 year old farmer was attacked in a cowshed on his premises and received three blows of a sledge-hammer which caused severe fracture of his skull. He died on 7th November, 1957, in a Mental Hospital, from exhaustion and cardiac failure resulting from extensive brain injury. A youth of 14 years and ten months was arrested on 12th March, 1957, and was awaiting trial on a charge of Attempted Murder at the time of injured man's death. He was then re-arrested and charged with Murder. At the Central Criminal Court on 20th February, 1958, he was found to be insane and unfit to plead and was ordered to be kept in strict custody during the pleasure of the Government.

Co. Dublin.—On 8th April, 1957, an elderly woman was attacked at the rear of her niece's residence by a 28 year old farm labourer who struck her several times on the head with an iron bar and inflicted fatal injuries. Her niece and the latter's husband and daughter, aged 15 years, who went to her assistance were also assaulted and injured. The crime arose from the strong objections of the injured girl's parents and relatives to her company keeping with the assailant. At the Central Criminal Court on 12th July, 1957, the accused was found to be insane and unfit to plead and was ordered to be detained in strict custody during the pleasure of the Government.

Co. Mayo.—On 2nd July, 1957, the dead body of a 54 year old woman was found on the stairway in her home. Death was caused by a gun-shot fired by a boarded-out schoolboy, 12 11/12th years, who was living in her home. The boy was charged with murder and at the Central Criminal Court on 15th November, 1957, he was found to be insane and unfit to plead and was ordered to be detained in strict custody during the pleasure of the Government.

Co. Tipperary.—On 30th August, 1957, the dead body of a 53 year old widow, farmer, was found in a store-room at her residence. A rope was tied tightly around her neck and it was believed she had been dragged to the store-room from the kitchen. Her 28 year old son, who had spent three periods in a Mental Hospital, was arrested and charged. At the Central Criminal Court on 12th November, 1957, he was found to be insane and unfit to plead and was ordered to be detained in strict custody during the pleasure of the Government.

In the year 1956, three crimes of Murder (of Persons aged above one year) were recorded.

MURDER (OF INFANTS AGED ONE YEAR AND UNDER).

Two crimes of Murder of Infants were recorded in 1957. No one was made amenable in either case.

Brief particulars are :—

Co. Westmeath.—On 2nd March, 1957, the dead body of a newly born female infant was found in a stream outside a town. A piece of material was tied tightly round its neck. Death was due to Asphyxia.

Co. Kerry.—On 29th October, 1957, the dead body of a male infant was found in the grounds of a hotel near a town. A nylon stocking was tied tightly round its neck. Death was due to strangulation.

No crime of Murder of Infant was recorded in 1956.

INFANTICIDE.

Four crimes of Infanticide were recorded in 1957. Brief particulars are :—

Co. Kerry.—On 2nd June, 1957, a young girl, gave birth to a female infant and threw it out of the window of her bedroom, causing injuries from which it died. The girl was arrested and committed for trial for Infanticide. At the Circuit Court she was convicted and released on recognizances to keep the peace for two years.

Dublin Metropolitan Area.—Between 1st June and 26th July, 1957, a 33 year old widow gave birth to a female infant in her home and suffocated it by placing a piece of nylon material in its mouth. She was arrested and committed for trial on a charge of murder. At the Central Criminal Court she pleaded guilty to Infanticide and was sentenced to two years' imprisonment, suspended on her entering into recognizances to keep the peace and be of good behaviour for two years.

Co. Cork.—On 18th November, 1957, a 24 year old domestic servant gave birth to a female infant in her home where its dead body was found. There were marks of violence on the infant's neck, death being due to Asphyxia. She was arrested and charged with murder. She was committed for trial for Infanticide and at the Circuit Court was found "Not Guilty" and discharged.

Co. Wexford.—On 6th December, 1957, a 20 year old domestic servant gave birth to a female infant in the home of her grandparents and drowned it in a barrel of water. She was committed for trial for Infanticide. At the Circuit Court she pleaded guilty and was sentenced to six months' imprisonment, suspended on her entering recognizances to keep the peace for twelve months.

One crime of Infanticide was recorded in 1956.

ATTEMPT TO MURDER.

Three crimes of Attempt to Murder were recorded in 1957.

Brief particulars are :—

Co. Limerick.—On 21st January, 1957, a 64 year old Chief Clerk in an Oil Co. was fired at, from a revolver, by a 55 year old night-watchman, on the Company's premises. A bullet passed through his upraised hand and also wounded him in the shoulder. The offender then turned the weapon on himself and fired two shots with fatal results. The deceased man had been relegated from the position of driver owing to ill-health and held this official responsible for the change.

Co. Meath.—On 6th October, 1957, a 50 year old housewife was attacked in her home by a 39 year old labourer who stabbed her several times with a pen-knife. Her injuries were not serious. The assailant was arrested and while in custody was certified insane and transferred to a Mental Hospital. The charge was re-entered on 5th March, 1958, and he was committed for trial. At the Central Criminal Court on 21st July, 1958, he was found to be insane and incapable of pleading and was ordered to be detained in strict custody during the pleasure of the Government.

Co. Meath.—On 6th October, 1957, a 23 year old girl was followed a short distance along the public road near her home by the accused in the foregoing case, who stabbed her several times with a penknife. She was mistaken for a daughter of the other injured party, whose family, accused stated, were getting into his blood and brain. The proceedings concluded as stated.

No crime of Attempted Murder was recorded in 1956.

THREATS, ETC., TO MURDER.

Three crimes of Threatening to Murder were recorded in 1957.

Brief particulars are :—

Co. Kilkenny.—On 14th March, 1957, a 40 year old farmer received, through the post, a letter, threatening the lives of himself, his wife and son if he did not give up his interest in a farm which he intended to purchase. No one has been made amenable for the crime.

Co. Galway.—On 8th May, 1957, a 79 year-old Peer and his 45 year old estate agent, received, through the post, letters threatening them with death if they did not give up their interest in a local estate, concerning the division of which there is agitation by small farmers. No one has been made amenable for the crime.

Co. Kerry.—On 20th May, 1957, a letter was received in a Government Department which contained a threat to shoot a 31 year old Forester and burn a plantation. The letter also expressed the writer's strong feelings at his inability to obtain employment. A 47 year old farmer and his daughter, aged 16½ years, were summoned for the offence. The father was bound to the peace for two years and the daughter was dealt with under the Probation of Offenders Act.

Two crimes of Threatening, etc., to Murder were recorded in 1956.

MANSLAUGHTER (OTHER THAN TRAFFIC FATALITIES).

Two crimes of Manslaughter (other than Traffic Fatalities) were recorded in 1957. Brief particulars are :—

Co. Donegal.—On 3rd November, 1957, arising out of an altercation in a public house, a 60 year old farmer was felled to the floor. He sustained severe fracture of the skull and died on 7th November. His assailant was arrested and charged. At the District Court informations were refused and he was discharged.

Co. Kildare.—On 24th December, 1957, a 28 year old labourer was fatally shot with a .22 rifle by a 45 year old contractor. The deceased and another man called at the contractor's home at 12.30 a.m. seeking the loan of a cycle pump and when told one was not available they asked for tea or food and refused to go away when requested. The contractor took his rifle and opened the door whereupon the deceased grabbed the rifle and in the ensuing struggle for possession of the weapon a shot was discharged with fatal results. The contractor was arrested and charged with Manslaughter. At the District Court informations were refused and he was discharged.

In 1956 three crimes of Manslaughter—other than Traffic Fatalities—were recorded.

MANSLAUGHTER—TRAFFIC FATALITIES.

Twenty-four crimes of Manslaughter—Traffic Fatalities—were recorded in 1957. In one case the vehicle concerned was not traced.

In 1956, twenty-nine crimes were recorded and proceedings were taken in all cases.

WOUNDINGS, ASSAULTS, ETC.

A total of 223 offences of Wounding, Assault, etc., was recorded in 1957. Proceedings were taken in 219 cases. In 161 cases the accused were convicted and in a further 31 cases the charges were held proved and the Probation of Offenders Act was applied. Nine cases are shown pending.

In 1956 the number of offences recorded was 267 and proceedings were taken in 260 cases.

INTIMIDATION.

Eighteen crimes of Intimidation were recorded in 1957, of which 15 were Intimidation by Threatening Letters, etc. Proceedings were taken in 4 cases; in two the accused were convicted and in the remaining two the charges were held proved and the Probation of Offenders Act applied.

In 1956 eleven crimes were recorded, nine of which were Intimidation by Threatening Letters, etc.

SEXUAL OFFENCES AGAINST FEMALES.

A total of 130 sexual offences against females was recorded in 1957, which is nine less than the number in 1956.

Comparative figures of offences and proceedings in years 1952 to 1957 are given in the following table:—

YEAR.	No. of offences recorded.	No. of offences in which proceedings were taken.	Percentage of offences in which proceedings were taken.
1957	130	102	78
1956	139	111	80
1955	146	115	79
1954	137	119	87
1953	175	153	87
1952	183	152	83

GROUP II.—OFFENCES AGAINST PROPERTY WITH VIOLENCE.

Included in this group are offences of Burglary, House-breaking, Robbery and Malicious Injury to Property.

A total of 3,061 offences was recorded in this group, in 1957, which is 366 more than in 1956. Proceedings were taken in 1,952 cases and in a further 325 cases the offenders were detected, but no proceedings are shown. Convictions were recorded in 1,235 cases and in an additional 486 cases the charges were held proved and the Probation of Offenders Act applied. 131 cases are shown pending.

Comparative figures of offences and proceedings in years 1952 to 1957 are given in the following table:—

YEAR.	No. of offences recorded.	No. of offences in which proceedings were taken.	Percentage of offences in which proceedings were taken.
1957	3,061	1,952	64
1956	2,695	1,845	65
1955	2,325	1,596	69
1954	2,538	1,617	64
1953	3,032	1,844	61
1952	2,728	1,667	61

HOUSEBREAKING.

A total of 2,895 offences relating to Housebreaking was recorded in 1957, which is 331 more than in 1956. In offences of Breaking into Shops, Warehouses, etc., 1,625 offences were recorded in 1957 as compared with 1,408 in 1956. Housebreaking (Dwellinghouses) accounted for 859 offences in 1957 as compared with 788 in 1956, and Burglaries in 1957 totalled 213 which is 60 more than in 1956.

Comparative figures for total offences relating to House-breaking and proceedings in years 1952 to 1957 are given in the following table:—

YEAR.	No. of offences recorded.	No. of offences in which proceedings were taken.	Percentage of offences in which proceedings were taken.
1957	2,895	1,871	65
1956	2,566	1,774	69
1955	2,182	1,514	69
1954	2,397	1,529	64
1953	2,878	1,767	61
1952	2,591	1,588	61

ROBBERY.

Thirty-three offences of Robbery and Assaults with Intent to Rob were recorded in 1957. Firearms were used in one case, brief particulars of which are:—

Co. Laois.—On 6th May, 1957, at 2 a.m., six armed men entered a factory. They rounded up four men who were on duty there and held them under armed guard for over two and a half hours during which time the magazine at the premises was forced open and a large quantity of explosive powder and coils of fuse were removed. The motive for the crime is believed to be political. Two men were arrested and charged. At the Circuit Court both were acquitted by direction of the Judge through lack of satisfactory evidence of identification.

Of the remaining cases the more serious were:—

Dublin Metropolitan Area.—On 1st February, 1957, between 8 and 9 p.m. when a housewife answered a knock at the back door of her home she was attacked by three men who gagged and bound her and pushed her into a coal-house. They then entered the house and removed £420 from a locked box which they forced open. No one has been made amenable.

Dublin Metropolitan Area.—On 20th December, 1957, at 2 a.m. a Radio Taxi was engaged by two men and, when some distance outside the city, one of them seized the driver from behind and compelled him to stop the car. He was then ordered out of the car which was driven away by the men and later found on fire in the city area. It was completely destroyed. Two men were arrested and at the Circuit Court on 9th July, 1958, both were convicted and sentenced to 12 months imprisonment which was suspended on their entering into recognizances to be of good behaviour for two years. The motive for the crime was trade jealousy.

Proceedings were taken in 23 cases and convictions recorded in 17 cases. In one further case the charge was held proved and the Probation of Offenders Act applied.

In 1956 crimes of Robbery numbered 27 and firearms were alleged to have been used in two cases.

ARSON AND OTHER MALICIOUS INJURY TO PROPERTY.

A total of 128 crimes of Arson, etc., was recorded in 1957 which is 29 more than in 1956. An increase is shown in offences under each of the four headings as follows:—

	1957	1956	Incr.
Arson	61	54	7
Killing or Maiming Cattle ...	8	5	3
Malicious Use, etc., of Explosives ...	11	6	5
Other Malicious Injuries ...	48	34	14
TOTALS ...	128	99	29

Proceedings were taken in 55 cases in 1957 and convictions recorded in 29. In a further 11 cases the charges were held proved and the Probation of Offenders Act applied.

GROUP III.—OFFENCES AGAINST PROPERTY WITHOUT VIOLENCE.

Included in this group are offences of Larceny, Embezzlement, Obtaining Goods, etc., by False Pretences, Frauds and Receiving Stolen Goods.

The number of offences recorded in the group in 1957 was 10,339 which is 974 more than in 1956. In larcenies alone there was an increase of 987, while in offences of Receiving Stolen Goods there was a decrease of 50.

Comparative figures of total offences in the group and proceedings in the years 1952 to 1957 are given in the following table:—

YEAR.	No. of offences recorded.	No. of offences in which proceedings were taken.	Percentage of offences in which proceedings were taken.
1957	10,339	4,200	41
1956	9,365	4,384	47
1955	8,655	4,005	47
1954	8,753	4,108	47
1953	11,813	5,123	43
1952	11,301	4,963	44

Of the 4,200 cases in which proceedings were taken in 1957, convictions were recorded in 2,047 and in an additional 1,522 cases the charges were held proved and the Probation of Offenders Act applied. 243 cases are shown still pending.

Comparative figures for the various forms of Larceny, within this group, in the years 1952 to 1957 are given in the following table:—

Offences.	1957	1956	1955	1954	1953	1952
Larceny of Horses, Cattle and Sheep	58	62	58	48	62	51
Larceny from the Person ...	209	214	270	209	282	257
Larceny in House to value of £5, etc.	492	417	374	431	575	601
Larceny from Dwellinghouses by Employee	49	93	85	78	119	123
Larceny of Explosives ...	—	1	1	1	—	1
Larceny of Motor Vehicles ...	38	24	29	27	34	22
Larceny of Pedal Cycles ...	2,467	1,713	1,638	1,957	3,220	2,592
Larceny from Unattended Vehicles	1,316	1,287	1,098	952	1,451	1,283
Larceny from Shops and Stalls	929	948	895	909	1,134	1,026
Other Larcenies (exceeding £5 in value)	1,509	1,260	1,080	1,148	1,322	1,553
Other Larcenies (not exceeding £5 in value) ...	2,775	2,836	2,580	2,439	3,030	3,052
TOTALS	9,842	8,855	8,108	8,199	11,229	10,561

Of the total Larcenies recorded in 1957, 6,851 or almost 70% were recorded in the Dublin Metropolitan Area as compared with 5,652 or 64% in 1956 and 5,171 also 64% in 1955.

EMBEZZLEMENT.

Forty-one offences of Embezzlement were recorded in 1957 and proceedings were taken in 37 cases. Convictions were recorded in 13 cases and in an additional 11 cases the charges were held proved and the Probation of Offenders Act applied. 12 cases are shown still pending.

In 1956 the number of offences recorded was 45 and proceedings were taken in 33 cases.

OBTAINING GOODS, ETC., BY FALSE PRETENCES.

There was an increase of 32 in the number of offences of "False Pretences", the number in 1957 being 235 as compared with 203 in 1956. Proceedings were taken in 163 cases. Convictions were recorded in 79 cases and in an additional 24 cases the charges were held proved and the Probation of Offenders Act applied. 24 cases are shown still pending.

FRAUDS.

Fifty-one offences relating to Frauds were recorded in 1957, which is 9 more than in 1956. Proceedings were taken in 36 cases, and in 16 cases the accused persons were convicted. In a further 13 cases the charges were held proved and the Probation of Offenders Act applied. Four are shown still pending.

GROUP IV.—OFFENCES NOT INCLUDED IN FOREGOING GROUPS.

Included in this group are offences of Forgery and Uttering, Perjury, Bribery, Riot and Unlawful Assembly, Offences against Public Decency, Offences under Coinage Acts, Attempting to Commit Suicide, Offences under the Treason Act and Offences against the State Act and other Indictable Offences not included in Groups I, II or III.

A total of 164 offences was recorded in this Group in 1957 which is 16 less than the number in 1956. Proceedings were taken in 120 cases. In 57 cases the accused were convicted and in a further 46 cases the charges were held proved and the Probation of Offenders Act applied. Thirteen cases are shown still pending.

In offences of Forgery and Uttering there was a slight decrease in the number of offences recorded in 1957, as compared with the number in 1956, the totals being 105 and 116 respectively.

Sixteen cases of Attempting to Commit Suicide were recorded in 1957 which is 3 less than the number in 1956.

ORGANISED CRIMES OF VIOLENCE.

Twenty organised crimes of Violence were recorded in 1957, twelve of which were agrarian, six were political, and the remaining two were sectarian.

Of the twelve agrarian crimes, five were committed in one area of Co. Kerry; in two of them explosives were used and in the remaining three shots were fired into dwellings. In Co. Kilkenny two crimes were recorded, in one of which an explosion wrecked a shop and dwellinghouse, the second case being a threat to murder. In Co. Leitrim a motor car was seriously damaged by explosives and hay valued £400 maliciously burned. Two crimes were also recorded in Co. Clare, in one of which an unoccupied cottage and outoffices were maliciously burned, the other being intimidation by sending threatening letter. One crime was recorded in Co. Offaly in which an Irish Land Commission foreman was fired at while travelling in a motor car on the public road.

Of the six political crimes, three concerned the unlawful taking of explosives, two were Unlawful Possession of Explosives and the remaining one Malicious Damage to a British War Memorial Cenotaph.

Of the two sectarian crimes, one concerned the burning of a hall in Co. Meath and the other was Intimidation by Cattle Driving in Co. Offaly.

In 1956, twelve organised crimes of violence were recorded, eight of which were agrarian and four political.

VALUE OF PROPERTY STOLEN AND RECOVERED.

The total value of property reported as stolen, in 1957, was £156,160, of which property valued £46,365 was recovered.

In offences against property with violence, *i.e.* Burglary, Housebreaking and Sacrilege, the value of property reported stolen was £62,155, of which property valued £17,028 was recovered.

In offences against property without violence, *i.e.* Larcenies, the value of property reported stolen was £94,005, and property valued £29,337 was recovered.

In comparison with the value of property stolen in 1956 there was an increase of £15,925 in 1957, £10,542 in offences against property with violence and £5,383 in offences against property without violence.

Comparative figures of offences and value of property stolen in years 1952 to 1957 are given in the following table:—

—	Year	Less than £1	£1	£2	£5	£10	£50	Over £100	Total Offences
			to £2	to £5	to £10	to £50	to £100		
Offences against property with violence.	1957	429	286	415	366	622	202	115	2,435
	1956	512	246	343	277	592	122	108	2,200
	1955	415	233	354	259	431	83	74	1,849
	1954	404	252	336	279	565	95	94	2,025
	1953	479	268	417	322	648	170	136	2,440
	1952	363	267	402	317	608	124	123	2,204
Offences against property without violence.	1957	1,562	1,351	2,406	2,244	1,896	153	107	9,809
	1956	1,502	1,215	2,060	2,069	1,757	128	97	8,828
	1955	1,310	1,024	2,065	1,803	1,684	95	97	8,078
	1954	1,409	1,035	1,628	2,028	1,898	93	92	8,183
	1953	1,636	1,232	2,506	3,030	2,451	146	120	11,211
	1952	1,734	1,460	2,479	2,506	2,133	127	101	10,540

PERSONS CHARGED WITH INDICTABLE OFFENCES AND FINALLY DEALT WITH.

The number of persons charged with the commission of indictable offences in 1957 was 6,468—5,842 males and 626 females.

The number finally dealt with was 6,111 and the guilt of 5,393 was established, 3,182 by conviction and 2,211 dealt with under the Probation of Offenders Act, 1907.

PERSONS CONVICTED OF INDICTABLE OFFENCES.

The number of persons convicted of indictable offences in 1957 was 3,182—2,985 males and 197 females, which is more than 49% of the total persons charged.

The number dealt with by Courts of Summary Jurisdiction was 2,932—2,739 males and 193 females and the number dealt with by Circuit and Higher Courts was 250—246 males and 4 females.

Comparative figures of persons convicted, by age groups, and the percentage which each age group forms of the total persons convicted, in the years 1952 to 1957, are given in the following table:—

Age Group	NUMBER OF PERSONS CONVICTED						PERCENTAGE OF TOTAL					
	1957	1956	1955	1954	1953	1952	1957	1956	1955	1954	1953	1952
Under												
14 years	254	304	169	201	184	135	8	9	6	7	6	4
14-16 years	294	333	225	259	264	265	9	10	9	9	8	8
16-18 "	398	352	281	318	413	341	13	11	10	11	12	11
18-21 "	615	548	422	492	607	639	19	17	16	18	18	20
21-30 "	858	874	772	770	931	886	27	27	29	28	28	28
30-40 "	427	477	426	420	556	510	13	15	16	15	17	16
Above 40 years	336	356	404	322	381	416	11	11	15	12	11	13
TOTALS	3,182	3,244	2,699	2,782	3,336	3,183						

Details of persons convicted of indictable offences are given in Appendix D (1).

PERSONS DEALT WITH UNDER THE PROBATION OF OFFENDERS' ACT.

The number of persons against whom the charges were held proved, without conviction, and dealt with under the Probation of Offenders' Act, in 1957, was 2,211 or 34% of the total persons charged. 1,931 were males and 280 females.

Comparative figures, by age groups, of persons dealt with under the Probation Act in the years 1952 to 1957 are given in the following table:—

Age Group	NUMBER OF PERSONS DEALT WITH						PERCENTAGE OF TOTAL					
	1957	1956	1955	1954	1953	1952	1957	1956	1955	1954	1953	1952
Under												
14 years	597	681	682	653	844	721	27	30	30	29	31	29
14-16 years	464	498	444	472	541	493	21	22	20	21	20	20
16-18 "	328	372	339	340	372	382	15	16	15	15	14	16
18-21 "	245	234	227	310	283	272	11	10	10	14	10	11
21-30 "	227	189	225	217	277	269	10	8	10	9	10	11
30-40 "	186	134	152	158	190	172	9	6	7	7	7	7
Above 40 years	164	153	179	134	187	149	7	7	8	6	7	6
TOTALS	2,211	2,261	2,248	2,284	2,694	2,458						

Details of persons dealt with under the Probations of Offenders Act are given in Appendix D (2).

INDICTABLE OFFENCES CLEARED UP IN YEAR 1957.

The number of indictable offences cleared up in 1957 was 7,620, details of which are given in Cols. 3 and 17 of Appendix A (1) and Col. 2 of Appendix G (2). The percentage of offences cleared up in relation to the number recorded in 1957 was 54% as compared with 60% in 1956.

The incidence of indictable offences and detections in years 1947 to 1957 is shown in Graphical form in Appendix A (3).

DETECTIONS IN INDICTABLE OFFENCES RECORDED IN 1956.

During 1957, detections were made in 41 offences which were committed in 1956. Convictions were recorded in 23 cases and in an additional 7 the charges were held proved and the Probation Act applied.

Details are given in Appendix G (2).

INDICTABLE OFFENCES—RESULTS OF PROCEEDINGS PENDING FROM 1956.

Proceedings were shown pending in 444 cases, in Appendix A (1) to 1956 report. Of this number 90 are still shown pending. Of the 354 cases finally dealt with, convictions were recorded in 122 and the Probation Act applied in 194.

Details are given in Appendix G (1).

PART II.

JUVENILES CHARGED WITH INDICTABLE OFFENCES.

The number of juveniles—under 18 years—charged with indictable offences and dealt with in 1957 was 2,356 and the number of offences charges against them was 2,443. In 1956, 2,467 juveniles were charged with 2,378 offences.

In addition to juveniles charged, a number were cautioned, with the consent of the Law Officers, for the commission of indictable offences of a minor nature.

Comparative figures of juveniles charged and cautioned in 1956 and 1957 are given in the following table:—

Nature of Offence	YEAR 1957			YEAR 1956		
	Charged	Cautioned	Total	Charged	Cautioned	Total
Burglary	18	3	21	27	—	27
Housebreaking	949	219	1,168	955	179	1,134
Larceny of Pedal Cycles	105	13	118	101	14	115
Larceny from Unattended Vehicles	154	39	193	155	42	197
Larceny from Shops and Stalls	273	140	413	267	75	342
Other Larcenies (exceeding £5 in value)	235	53	288	234	58	292
Other Larcenies (not exceeding £5 in value)	488	180	668	544	228	772
Malicious Injury to Property	45	11	56	37	4	41
Other Indictable Offences	89	7	96	147	19	166
TOTALS	2,356	665	3,021	2,467	619	3,086

Details of juveniles charged with indictable offences in 1957 are given in Appendices E and F.

Comparative figures of juvenile offenders, male and female, dealt with in the Courts in years 1952 to 1957 are given in the following table:—

Nature of Offence	1957		1956		1955		1954		1953		1952	
	M.	F.	M.	F.	M.	F.	M.	F.	M.	F.	M.	F.
Burglary	18	—	27	—	18	2	24	—	26	—	13	—
Housebreaking	927	22	931	24	812	32	757	16	865	32	752	23
Larceny of Pedal Cycles	97	5	95	6	69	7	109	9	124	15	125	13
Larceny from Unattended Vehicles	149	5	150	5	108	—	104	7	176	8	141	5
Larceny from Shops and Stalls	230	43	232	35	218	37	205	32	260	32	267	33
Other Larcenies (exceeding £5 in value)	201	34	198	36	159	32	189	26	177	41	179	42
Other Larcenies (not exceeding £5 in value)	440	48	486	58	451	49	383	40	497	50	501	65
Malicious Injury to Property	44	1	28	1	52	—	56	—	34	—	26	—
Other Indictable Offences	82	7	130	8	86	6	91	7	122	12	93	3
TOTALS	2,188	168	2,294	173	1,973	165	1,918	139	2,281	193	2,157	184

SEX AND AGE OF OFFENDERS.

Comparative figures of offenders, male and female in each age group, charged with indictable offences and dealt with in the years 1952 to 1957, are given in the following table:—

YEAR	Under 12 years		12 to 14 years		14 to 16 years		16 to 18 years	
	M.	F.	M.	F.	M.	F.	M.	F.
1957	459	27	480	41	656	55	583	45
1956	409	20	506	46	712	66	667	41
1955	355	19	469	32	621	55	628	59
1954	354	23	427	15	619	52	518	49
1953	463	40	551	33	688	62	579	48
1952	430	23	489	45	702	59	536	57

CIRCUMSTANCES CONTRIBUTING TO DELINQUENCY.

The main causes or circumstances contributing to juvenile delinquency in the opinion of the Garda, in 1957, are given in the following table with comparative figures for years 1952 to 1956:—

	1957	1956	1955	1954	1953	1952
Lack of Parental Control	860	860	807	806	1,065	963
Desire to get money for Amusement	674	800	596	538	669	695
Youthful Gang Influence	415	360	293	313	329	239
Mischief	278	236	322	295	298	319
Criminal Associations	102	109	97	81	82	96
Necessity	27	102	23	24	31	29
TOTALS	2,356	2,467	2,138	2,057	2,474	2,341

PERCENTAGE OF JUVENILES CHARGED IN RELATION TO TOTAL PERSONS CHARGED WITH INDICTABLE OFFENCES.

The number of juvenile offenders dealt with in the Courts in 1957—2,356—formed 36% of the total persons charged with indictable offences, as compared with 37% in 1956 and 36% in 1955.

The high percentage of juveniles charged is attributable to the fact that the detection rate in offences committed by juveniles is very high in comparison with the rate in offences committed by adults.

OFFENCES CHARGED AGAINST JUVENILES.

Of the total juveniles dealt with in 1957, 1,255 (over 53%) were charged with Larceny and 949 (over 40%) were charged with Housebreaking.

The number of juveniles dealt with under the various offence headings and the percentage which juveniles formed of the total persons charged with those offences in years 1952 to 1957, are given in the following table:—

Offence	Year	No. of Juvenile Offenders Charged	Percentage of Total Persons Charged
Burglary	1957	18	16
	1956	27	26
	1955	20	19
	1954	24	25
	1953	26	27
	1952	13	11
Housebreaking	1957	949	50
	1956	955	54
	1955	844	57
	1954	773	49
	1953	897	51
	1952	775	49
Larceny	1957	1,255	37
	1956	1,301	36
	1955	1,130	35
	1954	1,104	33
	1953	1,383	34
	1952	1,431	36
Malicious Injury to Property	1957	45	45
	1956	37	45
	1955	52	50
	1954	58	50
	1953	34	32
	1952	26	33
Other Indictable Offences	1957	89	9
	1956	147	14
	1955	92	9
	1954	98	10
	1953	134	12
	1952	96	9

JUVENILE OFFENDERS RELEASED UNDER THE PROBATION OF OFFENDERS ACT.

Of the 2,356 juveniles dealt with in the Courts in 1957, 1,444—over 61% were released under the Probation of Offenders Act.

The number dealt with for the first time in 1957 was 1,587 or 67% of the total, of which 1,071—over 67%—were released under the Probation Act.

The number dealt with for the second time was 464, of which 261 were released under the Probation Act, 53 for the first time and 208 for the second time.

The number dealt with for the third time was 177, of which 67 were released under the Probation Act, 8 for the first time, 19 for the second time and 40 for the third time.

The number dealt with for the fourth time or oftener was 128, of which 45 were released under the Probation Act, 9 for the second time, 13 for the third time and 23 for the fourth time or oftener.

Details are given in Appendix F (2).

PART III.

NON-INDICTABLE OFFENCES—PERSONS PROSECUTED.

The number of persons prosecuted for non-indictable offences in 1957 was 87,085 which is 7,285 less than the number in 1956. The decrease is attributable, principally, to decreases of 6,567 in prosecutions under the Road Traffic Act, 1933, 2,126 under the Intoxicating Liquor Laws and 775 under the Education and School Attendance Acts.

The number of persons convicted was 62,494 of whom 919 were sent to prison without the option of a fine and 61,510 fined. In addition to the number convicted, the charges against 19,175 persons were held proved and the Probation of Offenders Act applied.

Comparative figures of persons prosecuted in years 1952 to 1957 are :—

<i>Year</i>			<i>Number of persons Prosecuted</i>
1957	87,085
1956	94,370
1955	99,353
1954	110,286
1953	130,555
1952	140,116

Full details of proceedings are given in Appendices C (1) and C (2).

The number of prosecutions and convictions for non-indictable offences in 1947 to 1957 is given in Graphical form in Appendix C (3).

ASSAULTS.

The number of persons prosecuted for offences of Assault, in 1957, was 1,179, of which 997 were prosecuted for Common Assault, 123 for Assault on Garda and 32 for Aggravated Assault. The number convicted was 748 of whom 179 were sent to prison without the option of a fine and 551 fined. In addition to the persons convicted, the charges against 241 persons were held proved and the Probation of Offenders Act applied.

In 1956, the number of persons prosecuted was 1,296, of whom 1,153 were prosecuted for Common Assault, 111 for Assault on Garda and 32 for Aggravated Assault.

CRUELTY TO ANIMALS.

147 persons were prosecuted in 1957 for offences of Cruelty to Animals, of whom 100 were convicted. Two were sent to prison without the option of a fine and 98 were fined. The charges against a further 24 were dealt with under the Probation of Offenders Act.

In 1956, 219 persons were prosecuted and 141 were convicted, of whom 2 were sent to prison without the option of a fine and 138 were fined. 43 were dealt with under the Probations of Offenders Act.

DOGS—OFFENCES IN RELATION TO LICENSING OF.

The number of persons prosecuted for keeping unlicensed dogs, in 1957, was 5,166, which is 1,009 more than the number in 1956. 2,721 were convicted and fined and 2,169 were dealt with under the Probation of Offenders Act. In 1956, the number convicted and fined was 1,942 and 1,823 were dealt with under the Probation of Offenders Act.

EDUCATION AND SCHOOL ATTENDANCE ACTS.

There was a decrease of 775 in the number of prosecutions under the Education and School Attendance Acts in 1957 as compared with the number in 1956, the totals being 3,153 and 3,928 respectively.

The number of persons convicted in 1957 was 2,170, all of whom were fined. 787 persons were dealt with under the Probation of Offenders Act. 27 children were committed to approved schools.

In 1956 the number of persons convicted was 2,850 and an additional 786 were dealt with under the Probation Act. 32 children were committed to approved schools.

ROAD TRAFFIC ACT, 1933.

The number of persons prosecuted for offences under the Road Traffic Act in 1957 was 41,421 which is 6,567 less than the number in 1956.

Comparative figures of total prosecutions, convictions, etc., in years 1952 to 1957 are given in the following table :—

Year	No. of Persons Prosecuted	No. of Persons Convicted	Charge Proved and Probation Act applied	Charge withdrawn or dismissed	Otherwise disposed of
1957	41,421	31,039	8,013	2,369	—
1956	47,988	35,836	9,346	2,806	—
1955	51,251	39,540	8,975	2,736	—
1954	58,653	43,850	11,902	2,901	—
1953	75,020	59,415	12,371	3,234	—
1952	78,880	63,546	12,633	3,298	3

Comparative figures of persons prosecuted for offences against "Lighting Regulations" in years 1952 to 1957 are :—

Year	Offences against Lighting Regulations by :—	
	Drivers of Mechanically Propelled Vehicles	Pedal Cyclists
1957	6,604	12,915
1956	9,288	16,678
1955	11,428	18,690
1954	11,787	24,827
1953	14,005	36,386
1952	14,957	37,842

Comparative figures of prosecutions for offences of "Driving or Attempting to Drive while Drunk" and "Dangerous and Careless Driving" in years 1952 to 1957 are given in the following table :—

Year	Mechanically Propelled Vehicles	
	Driving or Attempting to Drive while Drunk	Dangerous and Careless Driving.
1957	423	2,895
1956	440	3,472
1955	447	3,507
1954	395	3,312
1953	457	3,987
1952	503	4,164

Prosecutions under the Road Traffic Act, in 1957, formed almost 48% of the total prosecutions for non-indictable offences as compared with 51% in 1956.

INTOXICATING LIQUOR LAWS.

There was a decrease of 2,126 in the number of prosecutions, in 1957, under the Intoxicating Liquor Laws as compared with the number in 1956.

Comparative figures of prosecutions, convictions, etc., in the years 1952 to 1957 are given in the following table :—

Year	No. of Prosecutions	No. of Convictions	Charge proved and Probation of Offenders Act applied	Charge withdrawn or dismissed	Otherwise Disposed of
1957	14,778	13,509	758	510	1
1956	16,904	15,488	854	545	17
1955	17,240	15,791	933	515	1
1954	16,787	15,181	1,011	589	6
1953	18,133	16,139	1,017	975	2
1952	17,661	15,886	868	899	8

Prosecutions for Drunkenness in 1957 numbered 3,431—Simple Drunkenness, 1,787 and Drunkenness with Aggravations, 1,644—as compared with 3,838—Simple Drunkenness, 2,019 and Drunkenness with Aggravations, 1,819—in 1956.

For offences by licensed persons or their servants, there were 1,637 prosecutions in 1957 as compared with 1,969 in 1956, and prosecutions for Unlicensed Sale of Drink in 1957 numbered 31 as compared with 20 in 1956.

For "Other Offences against Intoxicating Liquor Laws" including offences of being found on Licensed Premises during Prohibited Hours, Giving False Name, etc., when so found, Refusing to Quit Licensed Premises when Lawfully Requested, False Representation as "Bona Fide" Traveller, etc., the number of prosecutions in 1957 was 9,679 as compared with 11,077 in 1956.

Comparative figures of prosecutions, convictions, etc., in years 1952 to 1957 are given in the following tables :—

DRUNKENNESS.

Year	No. of Prosecutions	No. of Convictions	Charge proved and Probation of Offenders Act applied	Charge withdrawn or dismissed	Otherwise Disposed of
1957	3,431	2,876	405	149	1
1956	3,838	3,311	405	120	2
1955	3,801	3,182	480	138	1
1954	3,714	3,020	591	102	1
1953	4,091	3,438	538	113	2
1952	3,762	3,206	455	100	1

OFFENCES AGAINST CLOSING REGULATIONS.

Year	No. of Prosecutions	No. of Convictions	Charge proved and Probation of Offenders Act applied	Charge withdrawn or dismissed	Otherwise Disposed of
1957	1,542	1,455	32	55	—
1956	1,874	1,754	46	73	1
1955	1,918	1,768	63	87	—
1954	1,961	1,785	49	127	—
1953	2,031	1,816	31	184	—
1952	2,134	1,909	37	187	1

OTHER OFFENCES AGAINST INTOXICATING LIQUOR LAWS.

Year	No. of Prosecutions	No. of Convictions	Charge proved and Probation of Offenders Act applied.	Charge withdrawn or dismissed	Otherwise Disposed of
1957	9,679	9,090	315	274	—
1956	11,077	10,343	394	326	14
1955	11,423	10,763	385	275	—
1954	10,972	10,281	354	332	5
1953	11,882	10,798	444	640	—
1952	11,765	10,771	376	612	6

ILLICIT DISTILLATION.

Fifty-six persons were prosecuted in 1957 for offences relating to Illicit Distillation, of whom 33 were convicted and fined. The charges against the remainder were withdrawn or dismissed.

In 1956, 65 persons were prosecuted, 48 were convicted and fined and an additional 5 were dealt with under the Probation of Offenders Act.

MALICIOUS DAMAGE TO PROPERTY.

A total of 1,165 persons were prosecuted in 1957 for offences of Malicious Damage to Property. 675 were convicted and 79 were committed to prison without the option of a fine, 594 were fined. A further 334 persons were dealt with under the Probation of Offenders Act.

In 1956, the number of persons prosecuted was 1,286. 709 were convicted and the charges against a further 403 were held proved and the Probation Act was applied.

OFFENCES AGAINST THE STATE ACT, 1939.

A total of 126 persons were prosecuted in 1957 for breaches of the Offences Against the State Act, of whom 113 were convicted. 111 were sent to prison without the option of a fine.

In 1956, no persons were prosecuted under the Act.

REVENUE LAWS.

There was a decrease of 368 in the number of persons prosecuted for offences under the Revenue Laws in 1957, as compared with the number in 1956.

Comparative figures of prosecutions, convictions, etc., in years 1952 to 1957 are given in the following table :—

Year	No. of Prosecutions	No. of Convictions	Charge proved and Probation of Offenders Act applied	Charge withdrawn or dismissed	Otherwise Disposed of
1957	2,326	1,638	483	205	—
1956	2,694	1,902	537	255	—
1955	2,242	1,674	414	154	—
1954	2,083	1,526	410	147	—
1953	1,848	1,281	352	215	—
1952	2,027	1,406	463	158	—

VAGRANCY LAWS.

The number of persons prosecuted for offences under the Vagrancy Laws, in 1957, was 587—65 more than the number in 1956. 358 were convicted, of whom 287 were sent to prison without the option of a fine and one was sent to a Reformatory School. 63 were fined.

For offences of " Begging " the number prosecuted in 1957 was 432 which is 8 more than the number in 1956. 277 were convicted, of whom 247 were sent to prison without the option of a fine. An additional 114 were dealt with under the Probation of Offenders Act.

For offences of " Sleeping Out and not Having Visible Means of Subsistence ", 27 persons were prosecuted in 1957 as compared with 17 in 1956. 13 were convicted, of whom 7 were sent to prison without the option of a fine and one to Reformatory School. The remaining 14 were dealt with under the Probation of Offenders Act.

OTHER NON-INDICTABLE OFFENCES.

Offences for which special headings are not provided are grouped under heading "Other Offences" at the foot of Appendix C (1) and details are given in Appendix C (2).

The number of persons prosecuted for offences grouped under this heading in 1957, was 229, of whom 159 were charged with "Conduct Calculated to Provoke a Breach of the Peace".

In 1956, the total of persons prosecuted was 145, of whom 88 were charged with "Conduct Calculated to Provoke a Breach of the Peace."

PART IV.

SCIENTIFIC AIDS TO CRIME DETECTION.

The Technical Bureau, staffed by experienced members who have had technical training, affords scientific aid to Gardaí throughout the country, and gives instruction and practical demonstrations in modern methods of criminal investigation to other members of the Force, particularly to recruits in training.

The Bureau is divided into six sub-sections, viz.:

- | | |
|---|-----------------|
| (1) Investigation. | (4) Mapping. |
| (2) Fingerprints and
Criminal Records. | (5) Ballistics. |
| (3) Photography. | (6) Radio. |

The following work was carried out by the specialised sub-sections during the year.

(1) FINGERPRINTS AND CRIMINAL RECORDS (KNOWN AS D.C.R. OFFICE).

1. No. of new registrations	3,015
2. No. of sets of fingerprints received for search	4,230
3. No. of identifications made therefrom	1,058
4. No. of prints sent to other Bureaux	181
5. Total number of records filed	85,453

SINGLES.

6. No. of cases in which articles were received for fingerprint examination	828
7. No. of identifiable marks found	640
8. No. of persons identified from such marks—			
	Culprits, 150	{	339
	Innocent, 189		
9. No. of visits to scenes of crimes	302
10. No. of days attending courts	54
11. No. of insertions in "Fógra Tóra"	1,371
12. No. of <i>Modus Operandi</i> cards filed	57
13. No. of "Fógra Tóra" indices (Part 1)	1,500
	No. of "Fógra Tóra" indices (part 2), Nominal	...	1,500
	No. of "Fógra Tóra" indices (Part 2), Crime	...	1,500
14. No. of letters dispatched	9,605

The figures at 2 above (number of sets of fingerprints received for search) show an increase of 8½% on those for the year 1956 and an increase of 23% on the 1955 figures.

There is also a marked increase at 6 above (number of cases in which articles were received for examination). It represents 26% over 1956 and 76% over 1955, with a corresponding increase in the number of culprits identified.

The fingerprint collection in this office has now been divided into two sections, viz. :—

- (a) Persons of 60 years and under.
- (b) Persons over 60 years.

It is intended that criminal records of persons over 75 years who have not been convicted for 15 years be segregated for destruction.

(2) PHOTOGRAPHY.

The general work of the Photographic sub-section proceeded as in previous years. Official photographs prepared for court presentation and general police purposes were as follows :—

- (i) Total number of photographs prepared ... 7,181
- (ii) Total number of photostatic copies ... 219

Specialist photographic work was also carried out for other State Departments including the Central Bank and Chief State Solicitor.

Members visited the scenes of 391 crimes, attended 166 courts, 6 inquests and 4 conferences during the year.

(3) MAPPING.

The scenes of 164 crimes were visited by members of the Mapping sub-section during the year—123 courts were attended and 841 maps prepared.

(4) BALLISTICS.

In addition to the examination and comparison of firearms and ammunition this sub-section undertakes the examination of exhibits such as glass fragments, cutting instruments, marks on woodwork, etc. They also attend to the restoration of defaced numbers on motor vehicles and pedal cycles.

During the year members attended 44 scenes of crime, 61 courts, 6 conferences, 3 inquests and examined 62 firearms (exhibits), 2,995 bullets and cartridge cases, 15 cycles, 235 official firearms (for repairs).

INTERESTING CASES.

A quantity of lead was stolen from the roof of a city factory. Characteristic marks on the stolen lead corresponded with marks found on the pitch base from which it was removed. A conviction resulted.

A large quantity of copper and lead piping was stolen from an unoccupied house. Microscopic examination of the recovered piping identified it as having originally been part of the pipes of this house from which it had been severed by the culprit. The accused was convicted.

In a hit and run motor accident pieces of glass recovered from the scene and the route taken by the suspect car were identified with minute fragments of glass from the head-lamp. The physical fitting of the pieces formed the greater portion of a headlamp glass.

During the year a number of motor cycles were stolen in Dublin. The original engine and frame numbers of these machines were filled in with a metal composition and the surface of the metal polished. New numbers were stamped on the composition. Careful removal of this alloy revealed the original numbers. A conviction resulted.

In a case of forgery of one pound Irish currency notes a search of a suspect's premises revealed materials for forging notes, Post Office money orders, advice forms and petrol coupons. The forgeries were being made by photography and a silk screen process which is a comparatively new process in this country. Technical evidence was given in court regarding the working of this process and of the various uses to which the exhibits found in the suspect's house could be put. A conviction resulted.

(5) RADIO.

The V.H.F. radio equipment, aided by the "999" telephone call system has continued to give satisfactory service during the year. Some extensions to the service were made by fitting additional station sets and car sets.

15,505 "999" calls were received during the year resulting in the arrest of 565 offenders. It was noted that there was a greater tendency on the part of the public to avail of this service.

Car patrols in the Dublin city area were responsible for making offenders amenable for offences such as :—

(a) Housebreaking	370
(b) Theft of motor vehicles	33
(c) Street disorders, assaults	232
(d) Other offences	407

I have the honour to be, Sir,

Your Obedient Servant,

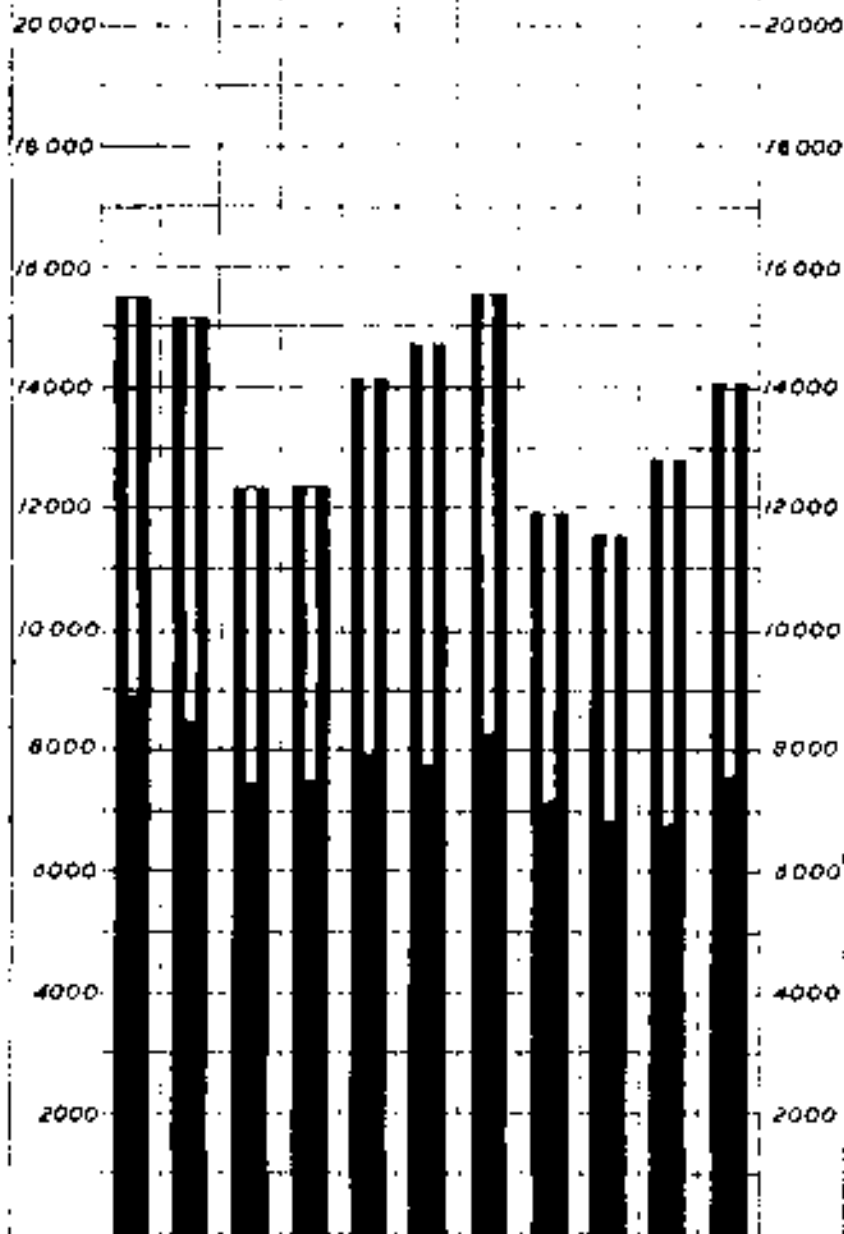
D. COSTIGAN,

Commissioner.

INDICTABLE CRIME

APPENDIX A. 3

1947 1948 1949 1950 1951 1952 1953 1954 1955 1956 1957



REFERENCE



 CRIME RECORDED
 CRIME DETECTED

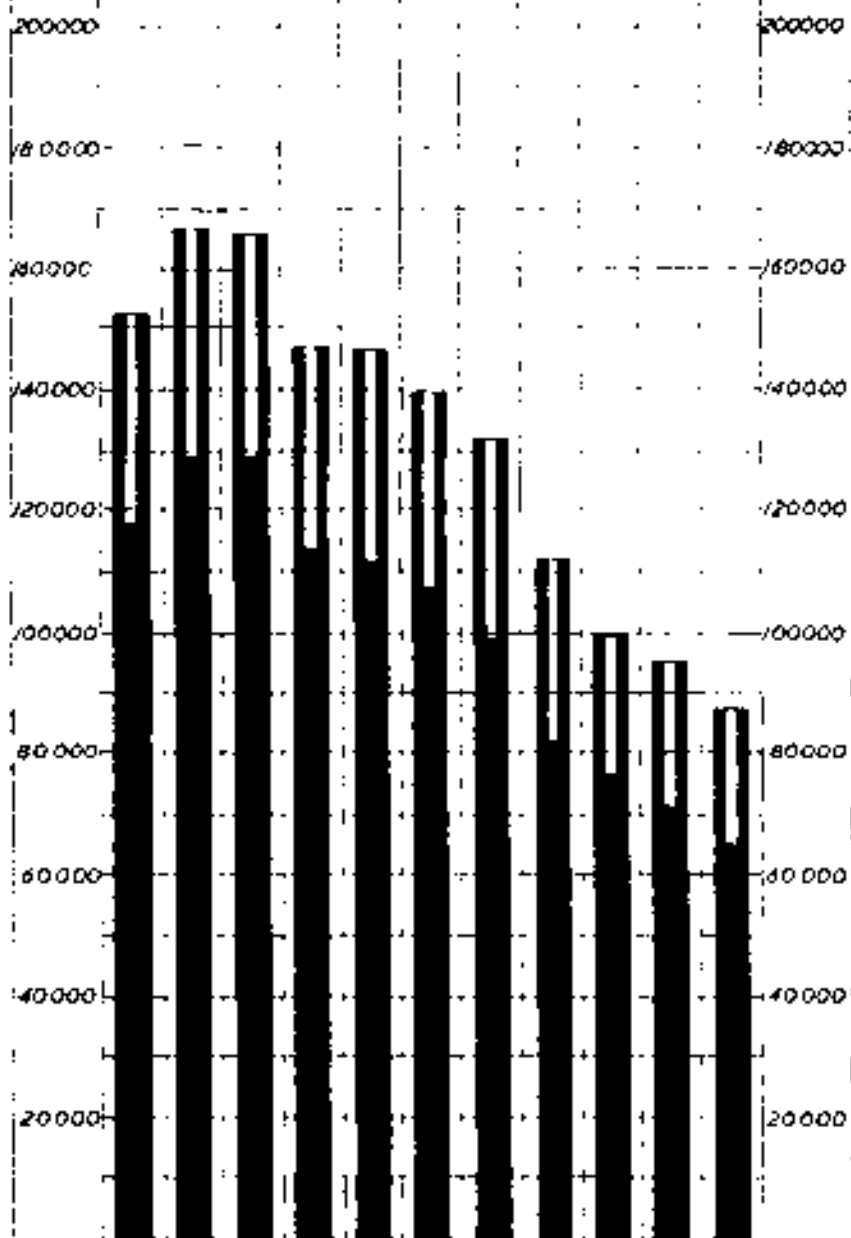
Table showing by groups in respect of each Garda Division and the Garda Districts of the cities of Cork, Limerick, Waterford and Galway, the number of Indictable Offences and the number and percentage of Detections in the year 1957.

Division	Group I) Offences against the Person		Group II) Offences against Property with Violence		Group III) Offences against Property without Violence		Group IV) Other Indictable Offences		Total Indictable Offences	Number of Detections	Percentage of Detections
	Recorded	Detected	Recorded	Detected	Recorded	Detected	Recorded	Detected			
Carlow/Kildare	24	12	102	28	189	125	4	4	249	239	78%
Cavan/Monaghan	15	12	97	54	146	129	6	3	232	200	86%
Clare	6	5	27	24	71	67	2	1	106	94	89%
Cork, E.R.	75	29	250	195	479	297	9	9	771	644	84%
Cork, W.R.	12	10	52	41	97	94	1	2	161	151	94%
Donegal	27	19	45	29	122	128	2	2	197	175	89%
Dublin Metropolitan	68	57	1,216	944	4,981	1,819	62	49	5,176	2,899	56%
Dublin-Wicklow	87	82	310	267	436	395	15	15	813	756	93%
Galway, W.R.	18	17	49	34	143	132	4	1	264	267	101%
Kerry	29	24	57	42	111	102	6	4	204	171	84%
Louth/Offaly	17	9	48	35	92	81	2	2	153	133	87%
Limerick	20	17	124	98	229	208	8	5	384	331	87%
Londonderry/Westmeath	8	7	65	54	122	110	10	10	205	181	88%
Louth/Meath	24	24	118	94	181	162	5	5	329	296	90%
Mayo	16	10	45	39	99	92	3	3	161	153	95%
Monaghan/Galway E.R.	22	22	36	25	98	80	2	2	160	150	94%
Sligo/Leslismore	4	4	24	16	57	50	2	2	94	72	77%
Tipperary	20	19	81	65	165	137	10	10	256	233	91%
Waterford/Wickliffe	20	17	124	101	323	247	5	1	472	360	76%
Waterford	12	10	58	41	112	92	4	3	187	148	79%
TOTALS Whole Country	473	416	2,961	2,277	10,309	4,739	164	147	14,937	7,079	47%
TOTALS Excluding Dublin Metropolitan	390	339	1,715	1,333	2,358	2,800	202	98	5,265	4,680	89%
Districts											
Cork	75	29	250	195	479	297	9	9	771	644	84%
Limerick	12	10	52	41	97	94	1	2	161	151	94%
Waterford	4	4	24	16	57	50	2	2	94	72	77%
Galway	1	1	31	22	118	92	1	1	151	146	97%

NON INDICTABLE OFFENCES

APPENDIX C 3

1947 1948 1949 1950 1951 1952 1953 1954 1955 1956 1957



REFERENCE

PERSONS PROSECUTED
CONVICTIONS

SEX AND AGE OF PERSONS CONVICTED OF INDICTABLE OFFENCES.

(1) NATURE OF OFFENCES.	(2) Total Number Convicted.	(3) SEX OF PERSONS CONVICTED.		(4) DEALT WITH ON INDICTMENT.												(5) DEALT WITH SUMMARILY.															
		(4) Male.	(5) Female.	(6) Under 14 years.		(7) 14 to 16.		(8) 16 to 18.		(9) 18 to 21.		(10) 21 to 25.		(11) 25 to 40.		(12) Above 40.		(13) Under 14 Years.		(14) 14 to 16.		(15) 16 to 18.		(16) 18 to 21.		(17) 21 to 30.		(18) 30 to 40.		(19) Above 40 years.	
				M.	F.	M.	F.	M.	F.	M.	F.	M.	F.	M.	F.	M.	F.	M.	F.	M.	F.	M.	F.	M.	F.	M.	F.	M.	F.	M.	F.
GROUP I.—OFFENCES AGAINST THE PERSON.																															
1. Murder (of Person aged above one year)	1	1																													
2. Murder (of Person aged one year and under)	1	1																													
3. Attempt to Murder	5		3																												
4. Threats, Conspiracy, or Instigation to Murder	1	1																													
5. Manslaughter (other than Traffic Fatalities)	1	1																													
6. Manslaughter (Traffic Fatalities)	1	1																													
7. Wounding or other Acts endangering Life (Felony)	2	2																													
8. Assault, Wounding and other like Offences (Misdemeanour)	159	156	3																												
9. Possession of Firearms with intent to endanger life	1	1																													
10. Endangering Health of Persons	1	1																													
11. Intimidation and Harassment	1	1																													
12. Intimidation by Threatening Letters, Notices, etc.	2	2																													
13. Cruelty to or Neglect of Children	2	2																													
14. Abandoning Children under two years	1	1																													
15. Procuring Abortion	1	1																													
16. Concealment of Birth	4	4																													
17. Unnatural Offences and Attempts	21	21	4																												
18. Rape	2	2																													
19. Rape on Assault on Female	19	19																													
20. Offences of Girls under 15 years	6	6																													
21. Offences of Girls between 15 and 17 years	22	22																													
22. Incest	1	1																													
23. Sodomy	1	1																													
24. Stewards	1	1																													
TOTAL (GROUP I.)	297	297	10																												
GROUP II.—OFFENCES AGAINST PROPERTY WITH VIOLENCE.																															
25. Burglary (including Larceny from Dwelling House)	35	35	2																												
26. Robbery	79	79	3																												
27. House-breaking (Dwelling Houses)	263	254	10																												
28. Breaking into Shops, Warehouses, &c.	632	628	4																												
29. Attempts to break into Houses, Shops, Warehouses, &c.	24	24																													
30. Entering with intent to commit Felony (Larceny Act, 1916, Sec. 27)	1	1																													
31. Possession of House-breaking Tools, &c.	16	16																													
32. Robbery with Arms	1	1																													
33. Burglary and Assaults with intent to Rob	25	25																													
34. Demand or Extortion of Arms	1	1																													
35. Assaulting Dwelling-houses by firing shots into them or by use of Explosives	1	1																													
36. Threatening to Publish or Publishing with intent to Extort	1	1																													
37. Kidnapping and Maiming	25	24	1																												
38. Malicious Use, Manufacture, or Possession of Explosives	3	3																													
39. Other Malicious Injuries to Property	29	28	1																												
TOTAL (GROUP II.)	1,180	1,138	22																												
GROUP III.—OFFENCES AGAINST PROPERTY WITHOUT VIOLENCE.																															
40. Larceny of Horses, Cattle and Sheep	21	21																													
41. Larceny from the Person	43	43	10																												
42. Larceny in House to value of £5, or with weapons	73	72	11																												
43. Larceny from Dwelling House by Employees	3	3																													
44. Larceny of Explosives	1	1																													
45. Larceny of Motor Vehicles	1	1																													
46. Larceny of Fuel Cycles	2	2																													
47. Larceny from Unattended Vehicles	154	152	2																												
48. Larceny from Shops and Stalls	222	216	6																												
49. Other Larceny exceeding £5 in value	224	219	5																												
50. Other Larceny not exceeding £5 in value	259	257	2																												
51. Embezzlement	454	454	36																												
52. Obtaining Goods, &c., by False Pretences	12	12																													
53. Obtaining Goods, &c., by False Pretences	47	46	1																												
54. Obtaining Goods, &c., by False Pretences	1	1																													
55. Other False Pretences	1	1																													
56. Obtaining Stolen Goods	50	49	1																												
TOTAL (GROUP III.)	1,624	1,515	161																												
GROUP IV.—Other Offences NOT Included in the Above Groups.																															
66. Forgery and Uttering	20	27	7																												
67. Offences under Common Law	1	1																													
68. Perjury Act, 1939—Offences against	1	1																													
69. Breach of Offences against the State Act, 1929																															

1957.

INDICTABLE OFFENCES.—SEX AND AGE OF PERSONS AGAINST WHOM CHARGES WERE PROVED AND ORDERS MADE WITHOUT CONVICTION.

APPENDIX D (2).

(1) NATURE OF OFFENCES.	(2) Total	(3) SEX		(4) AGE.													
		(5) Males	(6) Females	(7) Under 14 years.		(8) 14 to 16.		(9) 16 to 18.		(10) 18 to 21.		(11) 21 to 24.		(12) 25 to 29.		(13) Above 30 years.	
				M.	F.	M.	F.	M.	F.	M.	F.	M.	F.	M.	F.	M.	F.
1. Assault, Wounding and other like Offences (Misdemeanours) ...	47	45	2	1
2. Indecent Assault on Female ...	11	11
3. Rape ...	3	3
4. Burglary ...	204	189	15	72	1	59	28	29	2	16	7	14	1	1	
5. Housebreaking (Dwelling Houses) ...	388	366	22	162	2	53	69	67	1	1	
6. Breaking into Ships, Warehouses, &c. ...	21	21
7. Attempts to break into Houses, Shops, Warehouses, &c. ...	2	2
8. Entering with intent to commit Felony ...	4	4
9. Possession of Housebreaking Tools, &c. ...	19	19
10. Other Molestation Injurious to Property ...	7	7
11. Larceny of Horses, Cattle and Sheep ...	26	26
12. Larceny from the Person ...	61	58	3	1	1	1	1	1	1	1	1	1	1	1	1	1	1
13. Larceny in House to value of £5, or with weapons ...	22	22
14. Larceny from Dwelling House by Employee ...	1	1
15. Larceny of Motor Vehicles ...	125	116	9	27	1	25	17	17	1	19	2	13	4	1	1	1	1
16. Larceny of Postal Cycles ...	153	126	27	12	1	51	21	21	1	18	4	15	4	1	1	1	1
17. Larceny from Unattended Vehicles ...	255	188	67	12	1	51	24	24	1	27	14	36	11	1	1	1	1
18. Larceny from Ships and Stalls ...	211	217	6	30	11	24	21	21	1	27	14	41	1	1	1	1	1
19. Other Larcenies (exceeding £5 in value) ...	152	146	6	113	1	29	16	16	1	1	1	1	1	1	1	1	1
20. Other Larcenies (not exceeding £5 in value) ...	1	1
21. Enticing Goods, &c. by False Pretences ...	17	14	3	1	1	1	1	1	1	1	1	1	1	1	1	1	1
22. Obtaining Goods, &c. by False Pretences ...	66	41	25	8	1	6	1	1	1	1	1	1	1	1	1	1	1
23. Obtaining Goods, &c. by False Pretences ...	1	1
24. Obtaining Goods, &c. by False Pretences ...	1	1
25. Obtaining Goods, &c. by False Pretences ...	1	1
26. Riots or Unlawful Assembly ...	4	4
27. Suicide - Attempting to commit ...	1	1
28. Other Indictable Offences, &c. ...	1	1
29. Threats, Conspiracy, or Incitement to Murder ...	1	1
30. Intimidation by Threatening Letters, Notices, &c. ...	1	1
31. Abandoning Children under two years ...	1	1
32. Cruelty to Children ...	1	1
33. Cruelty to Children ...	1	1
34. Cruelty to Children ...	1	1
35. Cruelty to Children ...	1	1
36. Cruelty to Children ...	1	1
37. Cruelty to Children ...	1	1
38. Cruelty to Children ...	1	1
39. Cruelty to Children ...	1	1
40. Cruelty to Children ...	1	1
41. Cruelty to Children ...	1	1
42. Cruelty to Children ...	1	1
43. Cruelty to Children ...	1	1
44. Cruelty to Children ...	1	1
45. Cruelty to Children ...	1	1
46. Cruelty to Children ...	1	1
47. Cruelty to Children ...	1	1
48. Cruelty to Children ...	1	1
49. Cruelty to Children ...	1	1
50. Cruelty to Children ...	1	1
51. Cruelty to Children ...	1	1
52. Cruelty to Children ...	1	1
53. Cruelty to Children ...	1	1
54. Cruelty to Children ...	1	1
55. Cruelty to Children ...	1	1
56. Cruelty to Children ...	1	1
57. Cruelty to Children ...	1	1
58. Cruelty to Children ...	1	1
59. Cruelty to Children ...	1	1
60. Other Indictable Offences - Obstruction of Garda Person Act, 1851, Sec. 38 ...	1	1
61. Delaying Postal Packets, Post Office Act, 1908, S. 55 ...	1	1
TOTAL ...	2,011	1,921	90	559	38	431	30	296	53	298	27	338	30	140	46	116	56

1 Titles of Offences as given in Appendix A.

JUVENILES CHARGED IN COURTS—INDICTABLE OFFENCES.

TABLE SHOWING, BY OFFENCES, THE NUMBER OF JUVENILE OFFENDERS
IN EACH GARDA DIVISION IN YEAR, 1957.

Divisions	Year 1957										Totals for year 1957	Totals for year 1956
	Burglary	Housebreaking	Larceny of Motor Cycles	Larceny from Unattended Vehicles	Larceny from Shops and Stalls	Other Larcenies (exceeding £5 in value)	Other Larcenies (not exceeding £5 in value)	Males in Damage to Property	Other Indictable Offences			
Carlow Killare	—	17	4	6	1	3	14	2	1	—	44	66
Casino, Malakoff	1	21	—	—	—	2	—	—	—	—	24	24
Clare	—	5	1	—	2	2	—	—	—	—	10	—
Cork, E.R.	—	60	7	15	19	19	24	10	13	—	227	221
Cork, W.R.	—	61	—	3	1	1	8	—	—	—	84	16
Down	—	4	—	—	2	1	—	—	—	—	7	—
Dublin Metropolitan	8	476	63	21	165	122	49	7	4	—	1,122	1,128
Dublin, Wicklow	—	76	7	4	12	12	51	—	13	—	165	—
Galway, W.R.	—	27	2	2	4	1	5	—	—	—	38	254
Kerry	1	18	4	2	4	5	—	—	—	—	34	41
L. & D. O'Connell	—	26	3	0	—	1	—	—	—	—	30	43
Lancaster	1	43	2	—	—	1	—	—	—	—	47	—
L. & D. O'Connell, Westmeath	—	22	2	—	—	—	—	—	—	—	24	116
Louth, M. & H.	—	25	3	1	—	—	—	—	—	—	29	44
Mayo	1	6	2	—	2	—	—	—	—	—	11	77
Meath, M. & H.	—	12	—	—	—	—	—	—	—	—	12	23
Monaghan, M. & H.	—	—	—	—	—	—	—	—	—	—	—	19
Sligo, Leitrim	1	6	—	—	—	2	—	—	—	—	9	20
Tipperary	—	27	—	3	9	6	18	—	5	—	68	92
Waterford, K. & S.	—	26	1	6	17	11	18	—	2	—	81	106
Wexford	—	15	—	2	3	8	—	—	—	—	28	39
TOTALS, 1957	18	919	103	154	273	235	188	45	39	—	2,256	—
TOTALS, 1956	27	555	101	155	267	234	341	27	147	—	—	2,467

Note: Number of juveniles charged in court ... Year 1957 2,256 Year 1956 2,467
Number of juveniles cautioned by Garda without proceedings ... 652 619
Total ... 2,908 3,086

1957.

JUVENILE OFFENDERS.

APPENDIX F (2).

JUVENILES CHARGED WITH INDICTABLE OFFENCES AND RELEASED UNDER THE PROBATION OF OFFENDERS ACT, IN THE YEAR 1957.

	Number Charged	Number Released under the Probation of Offenders Act, 1957	Released under Probation Act.			
			First Time	Second Time	Third Time	Fourth Time or Offence
Total		1,114				
Whole Country	2,256	1,114				
Dublin Metropolitan Area	1,177	263				
Outside Dublin Metropolitan Area	1,079	730				
Classed for 1st Time						
Whole Country	1,583	—	1,021			
Dublin Metropolitan Area	723	—	489			
Outside Dublin Metropolitan Area	860	—	532			
Classed for 2nd Time						
Whole Country	481	—	63	208		
Dublin Metropolitan Area	258	—	20	121		
Outside Dublin Metropolitan Area	223	—	43	87		
Classed for 3rd Time						
Whole Country	177	—	8	19	40	
Dublin Metropolitan Area	103	—	4	10	26	
Outside Dublin Metropolitan Area	74	—	4	9	14	
Classed for 4th Time or Offence						
Whole Country	124	—	—	0	13	23
Dublin Metropolitan Area	59	—	—	0	11	16
Outside Dublin Metropolitan Area	65	—	—	0	2	7

1957.

APPENDIX F (3).

JUVENILE OFFENDERS—APPROXIMATE WEEKLY FAMILY INCOME.

Offence Charged	Weekly Family Income					Not Ascertainable	Total
	Under £2	£2 to £4	£4 to £6	£6 to £8	Over £8		
Burglary	—	2	4	2	9	1	18
Housebreaking	—	—	—	—	—	—	—
Larceny of Motor Cycles	11	50	163	237	429	10	940
Larceny from Unattended Vehicles	2	7	12	23	60	4	108
Larceny from Shops and Stalls	2	16	21	47	60	2	124
Other Larcenies (exceeding £5 in value)	1	29	44	82	117	2	275
Other Larcenies (not exceeding £5 in value)	3	41	61	125	216	2	448
Males in Damage to Property	—	2	2	17	28	—	49
Other Indictable Offences	1	6	15	22	40	—	84
TOTALS	20	201	383	607	1,023	42	2,256

1957.

INDICTABLE OFFENCES shown as undetected in Appendix A, for year 1956 and in which proceedings were instituted during the year 1957.

APPENDIX G (2)

NATURE OF OFFENCES. (Title of Offence as shown in Appendix (A))	Number of offences previously shown undetected, in which proceedings were instituted during year 1956.	RESULT OF PROCEEDINGS IN CASES.											PERSONS PROCEEDED AGAINST.					RESULT OF PROCEEDINGS AGAINST PERSONS																		
		Information refused.	Dealt with on Indictment and					Dealt with summarily and					Total.	Males.	Females.	Apprehended.	Suspended.	Indolent or refused.	Dealt with on Indictment and			Dealt with summarily and														
			Convicted.	Acquitted.	Found Guilty and Ineligible of Pleading.	Not Guilty entered.	Otherwise disposed of.	Committed for Trial and still awaiting Trial.	Convicted.	Acquitted.	Charge proved and order made, etc., on conviction.	Charge withdrawn.							Otherwise disposed of.	Still Pending in District Courts.	Still Pending in District Courts.															
(1)	(2)	(3)	(4)	(5)	(6)	(7)	(8)	(9)	(10)	(11)	(12)	(13)	(14)	(15)	(16)	(17)	(18)	(19)	(20)	(21)	(22)	(23)	(24)	(25)	(26)	(27)	(28)	(29)	(30)	(31)	(32)	(33)				
24. Sacrilege (including Larceny from Donation Boxes)	1																																			
25. Burglary	1																																			
26. Housebreaking (Dwellingshouses)	1																																			
27. Breaking into Shops, Warehouses, etc.	1																																			
28. Larceny in House in value of £5. or with manacles	1																																			
29. Larceny of Cycle Tyres	1																																			
30. Other Larcenies (exceeding £5 in value)	1																																			
31. Other Larcenies (not exceeding £5 in value)	1																																			
32. Obtaining Goods, etc., by False Pretences	1																																			
TOTAL	41																																			

* Particulars of Cases included in Columns 8 and 12 of Appendix G (1) and in Columns 3 and 11 of Appendix G (2) "Otherwise disposed of".

NATURE OF OFFENCES.	NUMBER OF CASES.	HOW DISPOSED OF.
27. Breaking into Shops, Warehouses, etc.	1	Struck Off.
28. Larceny from Shops and Bunks	1	Adjudged "New Day".
30. Other Larcenies (not exceeding £5 in value)	1	Adjudged "New Day".
TOTAL	3	